

# PVD 3642-EN (5703-2)

Supporting Title - e.g. software version

© Copyright 2011 Parker Hannifin Manufacturing Limited

All rights strictly reserved. No part of this document may be stored in a retrieval system, or transmitted in any form or by any means to persons not employed by a Parker Hannifin Manufacturing Limited company without written permission from Parker Hannifin Manufacturing Ltd. Although every effort has been taken to ensure the accuracy of this document it may be necessary, without notice, to make amendments or correct omissions. Parker Hannifin Manufacturing Limited cannot accept responsibility for damage, injury, or expenses resulting therefrom.

## WARRANTY

Refer to Parker Hannifin Manufacturing Limited Terms and Conditions of Sale. These documents are available on request at [www.parker.com](http://www.parker.com).

Parker Hannifin Manufacturing Limited reserves the right to change the content and product specification without notice.

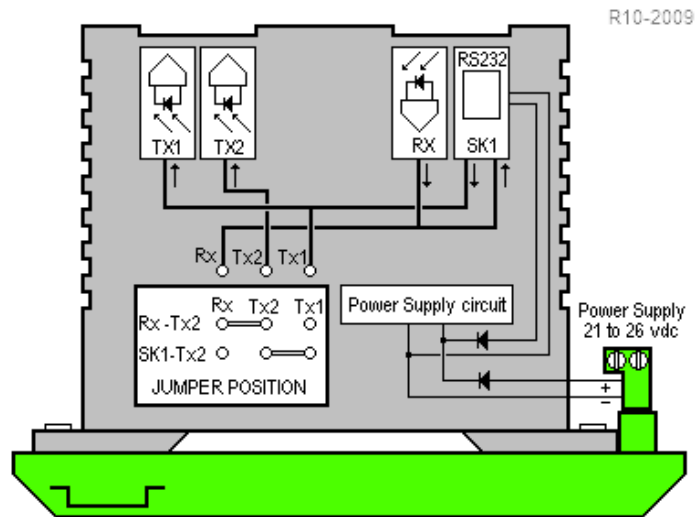
# 5703-2 INSTALLATION

## Description :

The **5703-2** unit provides the facility to run a line of drives in speed-lock. For accurate speed holding, encoder feedback is required.


The 5703-2 unit converts the signal into a fibre optic signal for transmission and when receiving converts the optical signal to RS232 signal.

The 5703-2 is simply an electric signal to light converter and does not alter the signal in any way.




## 5703/2 Wiring Diagram :

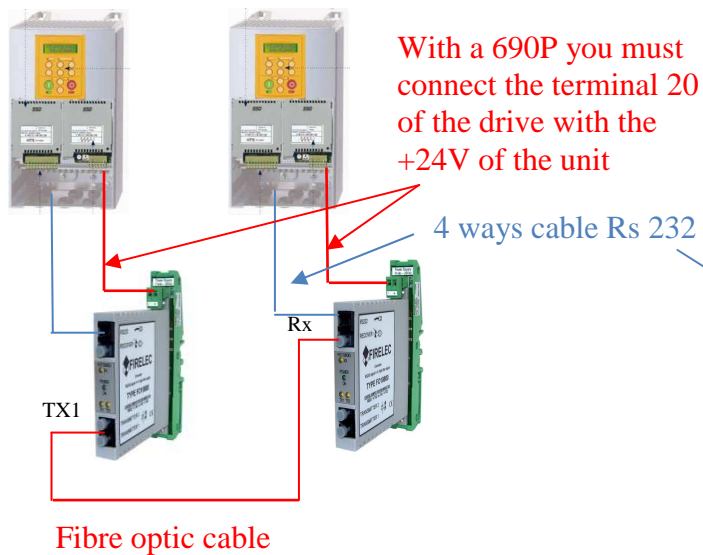
### Example for two drives (590P)




### Example for more than two drives (590P)



## Example for two drives (690P)



## Example for more than two drives (690P)



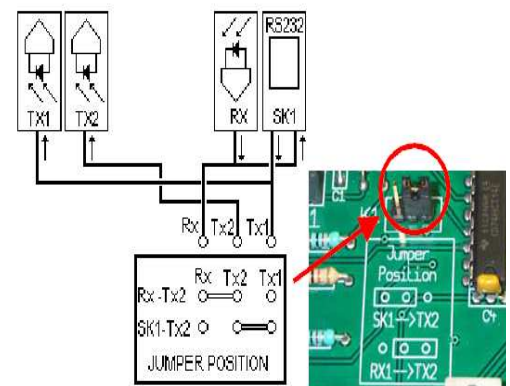
## Configuration

The jumper position determines the signal transmitted by TX2.

Two cases :

- When the jumper connects Pin1 and 2 , TX2 re-transmits the input received from RX.
- When the jumper connects Pin2 and 3, TX2 transmits the same signal as TX1.

The signal between SK1 and TX1 is not configurable



# 5703-2 HARDWARE DESCRIPTION

The 5703-2 is intended for DIN rail mounting . It operates using a +24V dc supply.

Each unit is fitted with one fibre optic receiver and two fibre optic transmitters:

- . The Receiver accepts data from the precedent unit.
- . Transmitter 1 sends data to the following unit.
- . Transmitter 2 can be selected to send either the incoming signal, or to repeat the output signal.

The P3 port must be configured for 5703 support on each drive.

Use the MMI , or a suitable programming tool.

Refer to the (software) Product Manual: “Programming Your Application”.

## Mechanic

**Level of Protection :**

IP20

**Weight :**

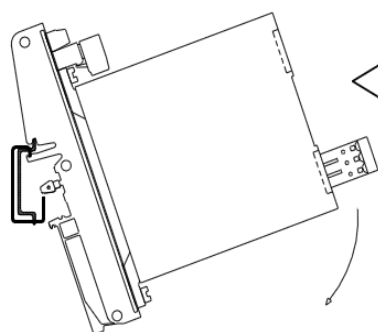
100 gr

**Dimension :**

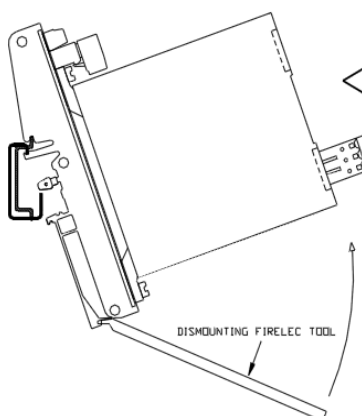
H:127 mm W:22 mm D: 152 mm

**Mounting :**

Din rail mounting (symmetric and asymmetric)



Mounting of the unit on the rail DIN



Dismounting of the unit on the rail DIN  
Push in the direction of the arrow

# 5703-2 TECHNICAL SPECIFICATIONS

## Environmental

Temperature : -10 °C to +60° C  
Humidity : 10 to 90% non condensating

## Power Supply

Voltage : 21V to 26V dc  
Supply : - by the 4 ways cable R232 (1&2) **60 cm MAX**  
- by the connector at the bottom of the unit  
Module Current: 79 mA max (all the I/O active)  
Fuse: 160 mA 250V Fast  
Unit is powered: Green Led on front

## Electrical Specifications

Type of Connector : RS232 (female) for male connector RJ11  
Type of signal : RS232 Bi directional 2400 to 38000 bit/s

**Port 5703/2 :**

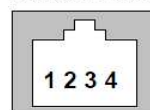


1 : 0V  
2 : +24V  
3 : RX  
4 : TX

**Drive Port :**

The port is an un-isolated RS232, 19200 Baud, supporting the standard EI BISYNCH ASC communications protocol, contact Eurotherm Drives for further information.

A standard P3 lead is used to connect to the Converter.



P3 Port Pin	Lead	Signal
1	Black	0V
2	Red	24V
3	Green	TX
4	Yellow	RX

## Optical specifications

Connector type : Fast less crimping Serial:HFBR453X(HP)  
Number of connector : 3 connectors (1 input, 2 outputs) see configuration  
Wavelength of signal : 660 nm (Red visible)  
Length of fibre between two module : 40 centimeters to 25 meters